

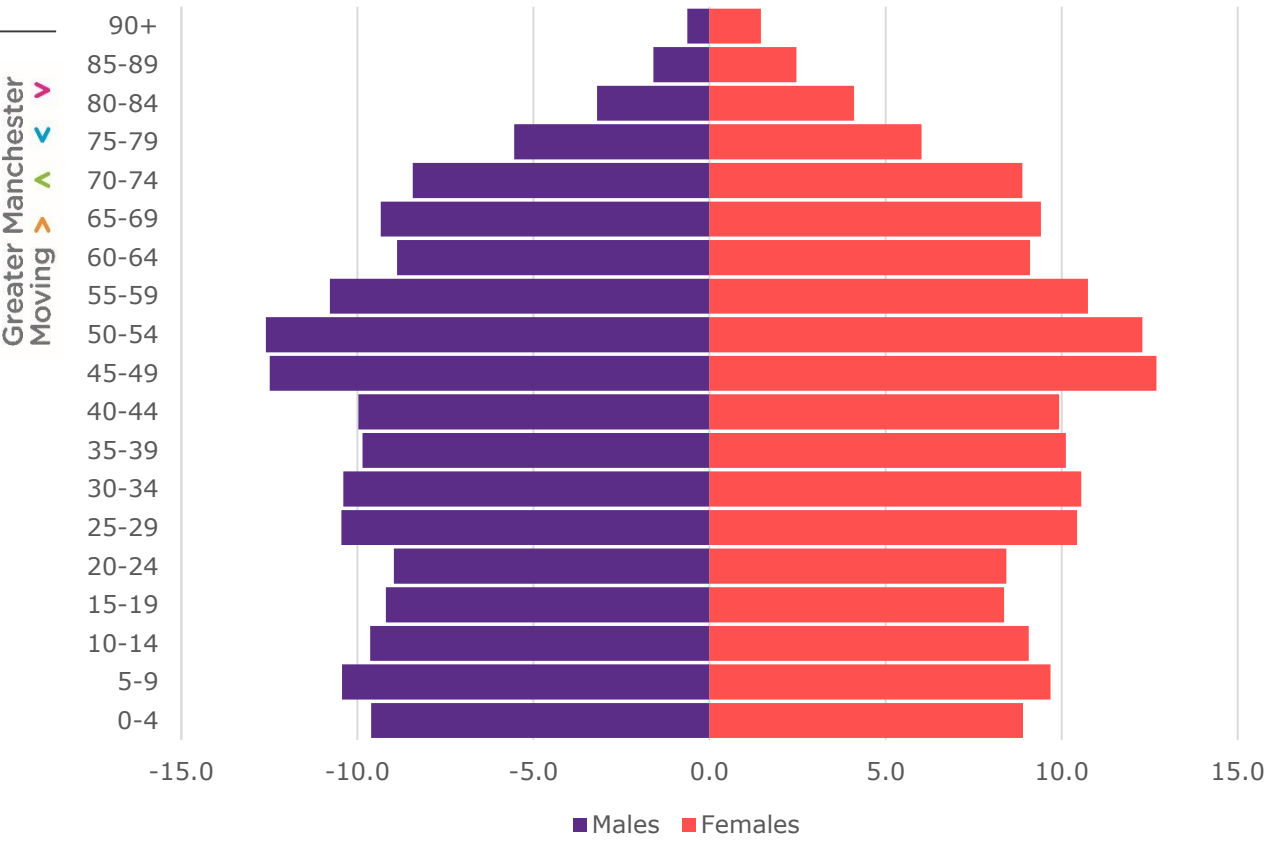
GREATERSPORT

**WORKFORCE  
BOROUGH PRESENTATION  
WIGAN**

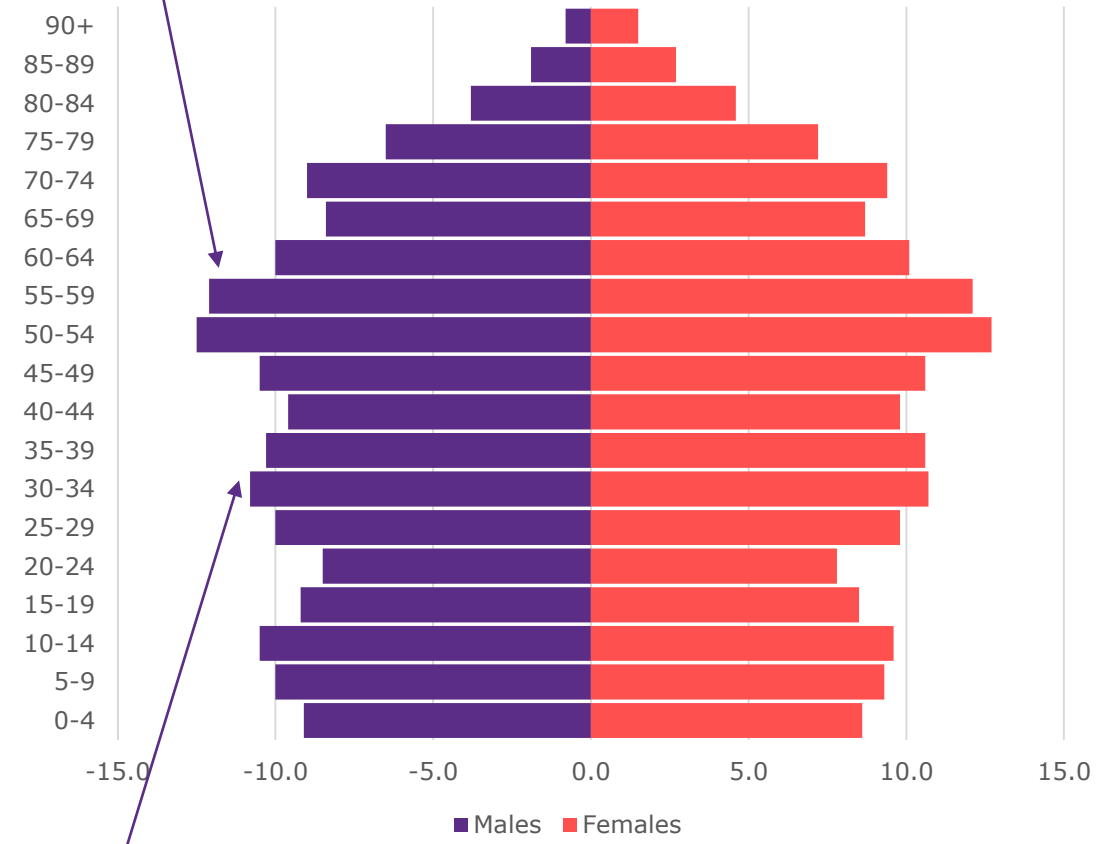


# WIGAN POPULATION & PROJECTIONS

Wigan population estimates 2017



Wigan population projections 2021



# DEMOGRAPHIC BREAKDOWN DEPRIVATION

**13.5% IN 10% MOST  
DEPRIVED LSOA**

21% for GM

**28.5% IN 20%  
MOST DEPRIVED  
LSOA**

35% for GM



# DISABILITY & MENTAL WELLBEING

## 21.5%

Of people in Wigan with a long term disability or health condition, compared to 17.6% in England and 19.43% in Greater Manchester.

## 7.8%

Of people in Wigan have low happiness, compared to 8.5% of people in England.

## 21.6%

Of people in Wigan have high levels of anxiety, compared to 19.9% in England.

## 3.3%

Of people in Wigan have low satisfaction, compared to 8.5% of people in England.



GREATERSPORT

# VOLUNTEERING VCSE SECTOR STATE OF THE SECTOR



A joint venture to support  
the local VCSE sector  
in the ten boroughs of  
Greater Manchester

# HOW MANY ORGANISATIONS IN THE VCSE SECTOR?

There are an estimated 15,890 organisations in GM, 77% are micro organisations with an income below £10,000

**1,566 ORGANISATIONS IN WIGAN (306 REGISTERED)**

**88% MICRO ORGANISATIONS**

**30,000 VOLUNTEERS**

**1,500 FTE PAID STAFF**

**1.5 MILLION INTERVENTIONS**

**22% IN SPORT AND LEISURE**

**70% PLAN OR ARE WORKING WITH THE VCSE SECTOR**

# WHO BENEFITS FROM THIS WORK?

## GM



## WIGAN

- 35% EVERYONE**
- 29% CHILDREN & YOUNG PEOPLE**
- 16% OLDER PEOPLE**
- 11% WOMEN**
- 13% PEOPLE WITH MENTAL HEALTH PROBLEMS**
- 11% PEOPLE WITH A DISABILITY**
- 11% CARERS**
- 9% LONE PARENTS & FAMILIES**

# TYPES OF ORGANISATIONS IN WIGAN:

**31% LOCAL VCSE**

**11% COMMUNITY/ NEIGHBOURHOOD**

**15% SOCIAL ENTERPRISE**

**5% COMMUNITY CENTRE/ VILLAGE HALL**

**2% FAITH GROUP**

**4% SPORTS CLUB**

**13% LOCAL BRANCH OR NATIONAL**





# WHERE DO THESE ORGANISATIONS WORK?

## GM



## WIGAN

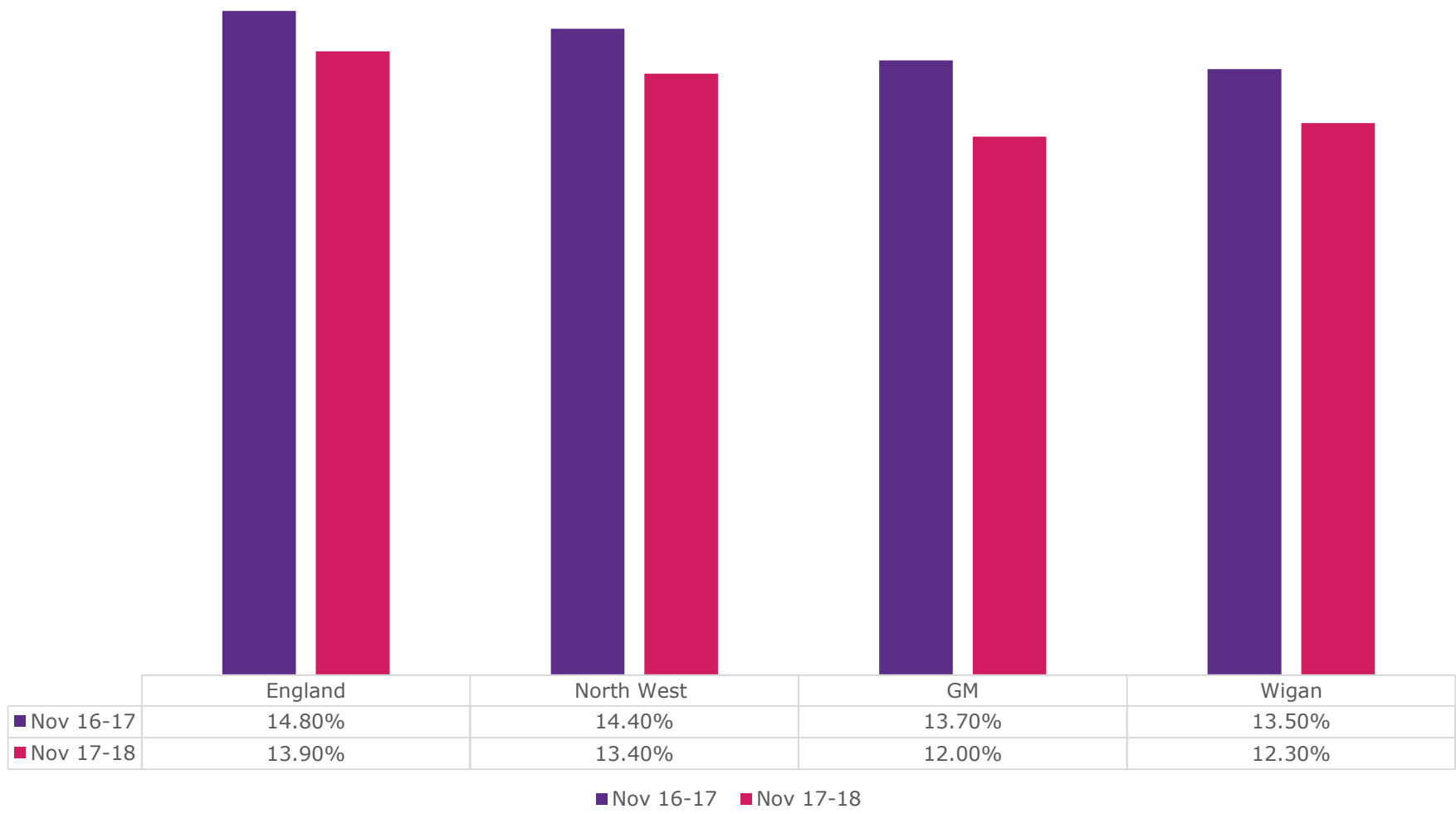
- 55% HEALTH AND WELLBEING**
- 38% COMMUNITY DEVELOPMENT**
- 22% SPORT AND PHYSICAL ACTIVITY**
- 29% EDUCATION, TRAINING AND RESEARCH**
- 15% ARTS, HERITAGE AND CULTURE**
- 20% SOCIAL CARE**
- 15% ENVIRONMENT**

**GREATERSPORT**

**VOLUNTEERING  
ACTIVE LIVES**

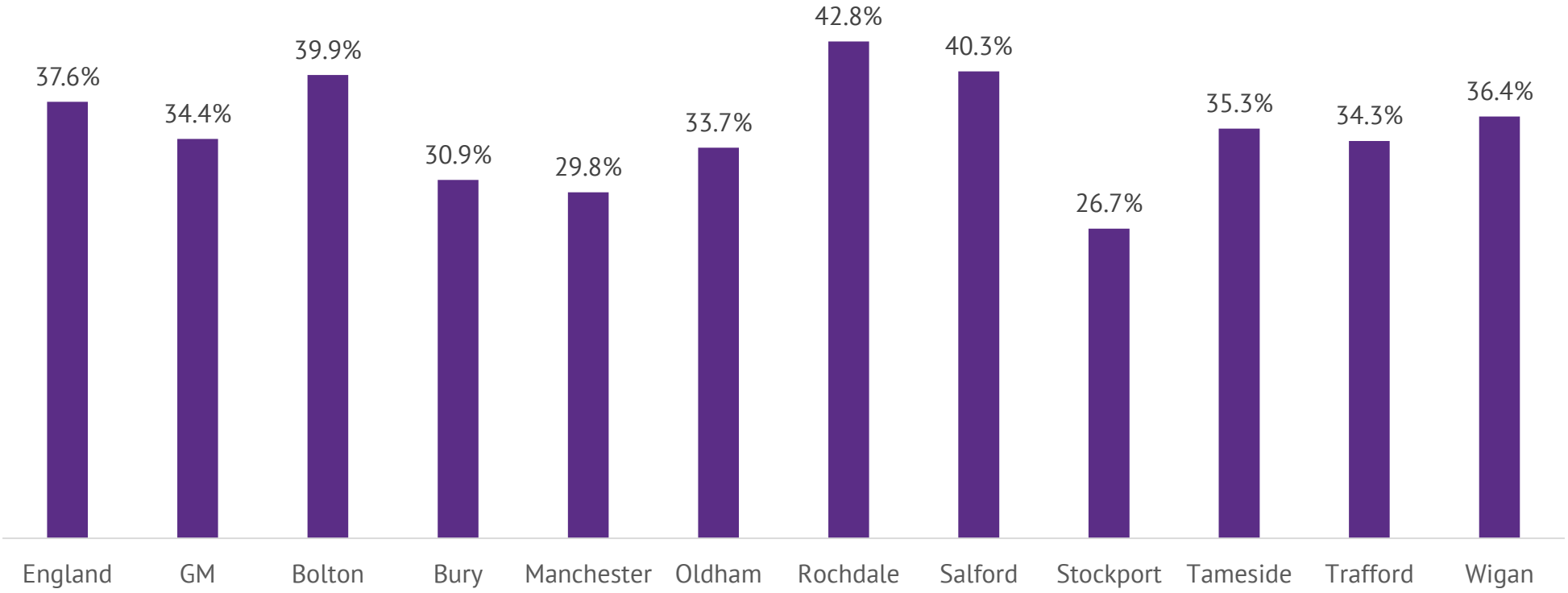


# VOLUNTEERING – ACTIVE LIVES



# VOLUNTEERING – ACTIVE LIVES

Volunteered at least twice in the last 12 months Years 5-11



**GREATERSPORT**

**RECOMMENDATIONS**



# KEY POINTS

## LOW SOCIO-ECONOMIC GROUPS

Those from low socio-economic backgrounds are less likely to do any kind of volunteering than those in higher socio-economic backgrounds. 38% of Wigan residents are in the NS SEC 6-8. 6.9% of young people in Wigan are NEET.

## MENTAL HEALTH / DISABILITY

21.5% of people in Wigan (highest across GM) have a Disability and 21.6% have high anxiety. 13% of current organisations in the VCSE sector focus on people poor mental health and 11% on those with a disability.

## OLDER PEOPLE

People 75+ are the least likely to volunteer, only 16% of organisations in the VCSE sector currently target older people. Premature mortality is high in Wigan compared to England for CVD, cancer and respiratory disease and there are 2820 hospital admissions due to falls each year. Population projections show there are going to be more older people by 2021. Less people in this age group are active and tend to volunteer in the sport and physical activity sector.